



# KROSS CHECK™

## **Recommendations & Key Benefits**

DIAGNOSTIC SUPPORT & LEVERAGE TESTING DEVICE

KROSSCHECK™ IS AN EQUINE LEVERAGE TESTING DEVICE THAT VETERINARIANS AND PROFESSIONAL FARRIERS CAN USE TO SUPPORT AND COMPLIMENT VETERINARY DIAGNOSTIC & TREATMENT ENDEAVORS.

### RECOMMENDED USE OF THE KROSSCHECK™ LEVERAGE TESTING DEVICE:

- *Leverage Testing compliments current diagnostic techniques used in standard veterinary workup. It is most beneficial when used in conjunction with diagnostic nerve blocks, flexion tests, radiographs, ultrasound, and MRI.*
- *As with diagnostic nerve blocks and flexion tests, Leverage Testing can help localize pain and discomfort that is most likely contributing to the current level of lameness. However, unlike other methods of localizing pain, the Leverage Testing allows you the opportunity to also discover what will make the horse more comfortable and alleviate pain.*
- *When used prior to diagnostic imaging (radiographs, ultrasound or MRI), the Leverage Testing can offer some more specific guidance in where to focus your imaging efforts. For example, our experience with documented cases gathered over the last 2 years have linked consistent Leverage Testing results with final diagnosis of: collateral ligament lesions, collateral sesamoidean ligament lesions, deep digital flexor tendon lesions, ring bone and coffin joint disease. With continued documentation of Leverage Testing results that are supported with confirmed diagnosis, a more definitive identification of pathology will be corroborated with Leverage Testing.*
- *Leverage Testing can help confirm that lesions found through specific imaging techniques are actually contributing to the acute lameness, or if the lesions are chronic and not the source of the current lameness.*

## [www.KROSSCHECK.COM](http://www.KROSSCHECK.COM)

DISTRIBUTED IN THE U.S. BY EDSS, INC. (719) 372-7463 & IN EUROPE BY TFP, LTD. +44 (0) 1403-791000


PATENT PENDING



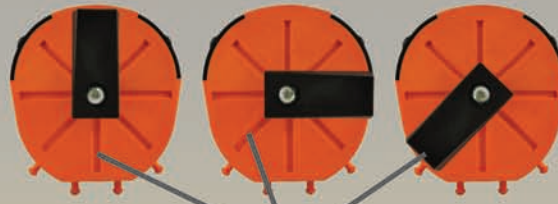
# KROSS CHECK™

## Design Features

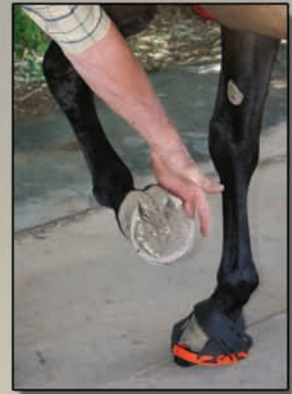
DIAGNOSTIC SUPPORT & LEVERAGE TESTING DEVICE



SPECIALLY DESIGNED WEDGED SPINNER  
CAN BE ROTATED TO 8 DIFFERENT  
ZONES BENEATH THE FOOT FOR  
THE MOST EFFECTIVE  
LEVERAGE TESTING RESULTS



RECESSED GROOVES IN THE BASE PLATE HOLD  
THE WEDGED SPINNER FIRMLY IN PLACE



RIGID, MOLDED INSERTS  
HELP HOLD THE FOOT  
FIRMLY IN PLACE &  
ATTACH THE STRAPS  
TO THE BASE PLATE

DESIGNED TO HELP  
GATHER INFORMATION  
BY CHALLENGING THE  
CONNECTIVE TISSUE &  
JOINTS OF THE EQUINE  
DISTAL LIMB.

*"ASK THE HORSE..."*



FLEXIBLE  
FORM-FITTING  
STRAPS  
COMFORTABLY  
HOLD THE FOOT  
SECURE



ELEVATION OF WEDGED SPINNER HAS BEEN RESEARCHED  
& TESTED TO PROVIDE THE MOST EFFECTIVE RESULTS

**PATENT PENDING**